

FS1 Distance Learning Plan - Week 3
27.09.20

	Literacy	Maths
Sunday 27.9.20	<p>Today we are going to be listening to the story Brown Bear - <i>Brown Bear What Do you see?</i> We will be learning who the characters are in the story?</p> <p>Focus activity: Listen to the Brown Bear story on YouTube and discuss it with your child. Ask a range of questions e.g.</p> <p><i>Who does the Brown bear see? Can you tell me something about the animals? What colour is it? Where can we find animals? Have you been to a zoo before? What animal would you like in the story? Can you say "It's a...(colour) (animal)"?</i></p> <p>Send me a video on the class dojo portfolio of you talking about the animals and what you remember.</p>	<p>Today we will be starting our new Maths topic – Shapes! We will be covering a new shape every few days.</p> <p>Today we will be identifying the shape – Circle. We will be discussing how it has no sides and edges.</p> <p>Focus activity: <i>Can you print the circle shape sheet? Can you trace your finger around the shape?</i></p> <p>Today you are going to take the circle with you as you look for things in your house that are the same shape (circle).</p> <p><i>Can you send a video on the Class Dojo Portfolio of you showing me what you have found in your home that are circle shaped? Can you say "This is a circle"? Can you make a circle shape in the sand/paint or playdough?</i></p>
Monday 28.9.20	<p>Today we are going to continue to listen to the story Brown Bear Brown Bear What Do you see? We will answer questions about the</p>	<p>We will be continuing to focus on the shape 'circle'. We will sort circles and other shapes as a group before going onto focus activity demonstration.</p>

	<p>characters. Identifying each character.</p> <p>Focus activity:</p> <p>Create a paper plate bear mask.</p> <p>Ask your child to pretend to be the 'Brown Bear'. Ask your child who does he/she see first?</p> <p>Send me a video on the class dojo portfolio of you talking about your mask.</p>	<p>Focus activity:</p> <p>You will be creating an amazing piece of art! Using a cup/empty roll you will paint print circles on a page.</p> 
<p>Tuesday 29.9.20</p>	<p>Today we will continue to listen to the story Brown Bear Brown Bear What Do you see?</p> <p>We will be trying to recall the story in our own words. You may listen to it again on YouTube if need be.</p> <p>Focus activity:</p> <p>Today you will be practising how to retell the story in your own words. Print out the cards of the characters – ask your child to just discuss all the animals.</p> <p><i>What can you see? I can see...</i></p> <p><i>Who did the Bear see...? The Bear saw...</i></p> <p><i>What happened next?</i></p>	<p>We will continue looking at shapes. Today we will be looking at the shape 'Square'.</p> <p>Focus activity:</p> <p>Today you will be completing a shape hunt in your home. You will be looking for the shape – Square.</p> <p><i>Can you find anything around your house that is square shaped? How many sides does a square have? Have you seen a square before? Where have you seen this shape? Can you send me a video of the squares that you have made on the Class dojo Portfolio?</i></p>

What happened after that?

Please place the cards for your child in the correct order for them!



What animal is the colour purple/brown/red/black etc?

Wednesday
30.9.20

Today we will be listening to the story 'Brown Bear Brown Bear What Do you see?' story. Can you remember **who is** the first, second, third etc animal?

Focus activity:

Listen to the Brown bear story.


Draw your favourite character.

Send me a video on the class dojo portfolio of you talking about your favourite character.

Today we are going to continue to continue focus on the shape – square.

Focus Activity:

You will be designing your own robot. Throughout the activity you must identify the different parts of the robot you will need – body, head, arms etc.



Send me a video of your completed work.

Thursday
01.10.20

You have listened very carefully to the Brown Bear Story and made some of the characters **who** are in the story.

Today you can make the character who is at the beginning of the story 'Brown Bear' and what your favourite colour is.

Focus Activity:

Can you find two card tubes (you can use kitchen rolls or you can roll paper into a tube shape) and stick them together to make binoculars.

You can decorate/paint them using your favourite colour(s)/stickers.

You can use your binoculars to look for your favourite animal in the story as you listen to it?



Please send me a video of you showing me your binoculars and telling me "I like (colour) colour is..." on the Class Dojo portfolio.

Today we will be reviewing the two shapes we have learnt this week (circle and square).



Focused Activity:

We will be sorting objects that are shaped as circles and squares.



Remember to put the circles in one area and all the squares in the other.

Please send me a video on the Class Dojo Portfolio of you identifying the different objects you have sorted.

Phonics	Listening Ears: What sounds can you hear outside? What sounds do the animals in the story make?
ICT	https://www.topmarks.co.uk/early-years/shape-monsters Sorting/Matching shapes
Personal, Social, Emotional Development	This week we will be reading the story 'Brown Bear Brown Bear'. We will name the animals and what colour they are. We will share what our favourite colour(s) are/is. 
Story Time 	You can find our daily story time on the FS1 Weebly Website by following this link: