






	Literacy	Maths
<p>Sunday</p>	<p>This week we will be reading our new story 'Monkey Puzzle'.</p> <p>Today we will read the story and use detailed sentences to talk about the principle characters and what they are doing in the story.</p>  <p>Activity Draw or paint a picture of your mum and send me a video of why you love your mum using a full sentence.</p>	<p>In maths today, we will be counting the number of food on the plate and identifying the correct numeral.</p> <p>The children will be asked to count different quantities of food by using their counting finger and to find the numeral that matches this amount.</p> <p>Activity (optional)</p>  <p>Education City - 'Sten by Ten' https://go.educationcity.com/</p>
<p>Monday</p>	<p>Today we will be learning 2 new phonics sounds: 'k', and 'u'. We will practice saying the new sounds when reading them on our phonics flash cards. Then we will practice listening for words that begin with these sounds.</p> <div style="display: flex; justify-content: space-around;">   </div> <p>E.g. 'k k kangaroo' / 'u u umbrella'.</p> <p>As an extra challenge we will oral blend some words that have these sounds in them and try to find the matching pictures.</p> <p>There is no phonics task for today.</p>	<p>Today the children will use their careful counting finger to count the animals from the story. They will then be asked to represent the amount on their fingers and find the matching number.</p>  <p>Activity: Count the animals from the story and circle the correct numeral.</p>

Tuesday

Today we will review the names of the characters in the story Monkey Puzzle and use full sentences to say what might happen next.

The children will be asked to predict what they think might happen at various points - using the illustration as clues. They will talk about the story, how the monkey is feeling and similarities and differences between each character.

Activity:

Children to create a 'MISSING' poster. Look through the story for the different descriptions that the little monkey gives of his mother. Create a 'MISSING' poster for Mummy monkey. Remember to think carefully about what she looks like when drawing a picture of her.

Today the children will be introduced to an alien who will ask them to help count the space objects.

The children will use their careful counting finger to count how many space objects they can see and then will be asked to find the matching numeral.

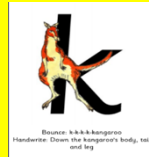
Activity (Optional)

Topmarks: [Gingerbread counting game.](https://www.topmarks.co.uk/learning-to-count/gingerbread-man-game)
<https://www.topmarks.co.uk/learning-to-count/gingerbread-man-game>



Wednesday

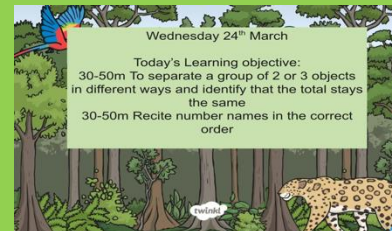
Today we will be revising our new phonics sounds 'k' and 'u'. We will practise recalling the sounds and picture names before listening for words that begin with each of the sounds. We will also orally blend some words, containing the sounds we have learned so far.



Activity (optional)

To make silly soup with objects beginning with the sound 'k'. Find objects in your house or complete the cut and stick worksheet on the website. Remember to upload a picture or video to your Dojo portfolio.


Today the children will be learning to separate a group of objects and recognising that the total doesn't change. They will be asked to count the monkeys and then the monkeys will be split in different ways. The children will learn to identify that the total number of monkeys stays the same.



Activity: Get 4 toys and split them in different ways with your grown up. Count the total. Do you still have 4 altogether each time? Send me a video on Dojo.

Thursday

Today the children will be recapping who the characters are in the story and what happened to the monkey in the story. They will then use sentences to talk about where the story took place and when.



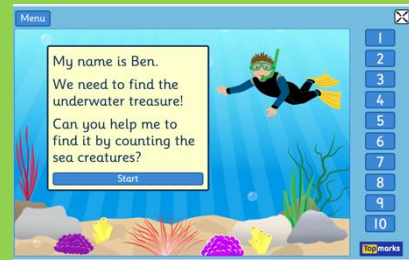
Activity:

Send me a video telling me in full sentences what happened in the story Monkey Puzzle.

Today in maths, the children will begin by counting to 10 using their fingers. They will then be shown a range of objects and asked to carefully count them using their careful counting finger. The children will show the amount on their fingers and find the matching numeral.

Activity (Optional)

Topmarks: Underwater counting.



ICT

Education City & Bug Club assigned for the week.